

## PRODUCT DATASHEET

### LED TUBE T8 58 EM BIO-LUMILUX 1500 mm 18.3W 965

LED TUBE T8 EM BIO-LUMILUX | LED tubes emitting light similar to daylight



#### Areas of application

- Applications where light similar to daylight is required
- General illumination within ambient temperatures from -20...+45 °C
- Domestic applications

#### Product benefits

- High color homogeneity
- Energy savings of up to 69 % compared to conventional T8 fluorescent lamps
- Instant flickerfree starting

#### Product features

- LED replacement for classic T8 fluorescent lamps with G13 socket for use in CCG luminaires
- T8 LED tube made of glass with G13 base
- Emits light similar to daylight
- Very good color rendering index
- Low flicker according to EU 2019-2020 (SVM  $\leq$  0.4 / PstLM  $\leq$  1)
- Mercury-free and RoHS compliant
- Single and tandem operation on conventional control gear ( $\leq$  0.9 m versions)
- Type of protection: IP20



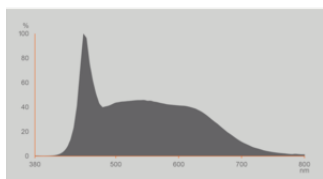
## TECHNICAL DATA

### Electrical data

Nominal wattage	18.3 W
Nominal voltage	220...240 V
Operating mode	CCG, AC Mains
Nominal current	90 mA
Type of current	AC
Inrush current	7 A
Input voltage DC	186...260 V
Operating frequency	50/60 Hz
Mains frequency	50/60 Hz
Max. lamp number on MCB B10 A	85
Max. lamp number on MCB B10 A - CCG without compensation	53
Max. lamp number on MCB B10 A - CCG with compensation	26
Max. lamp number on MCB B16 A	107
Max. lamp number on MCB B16 A - CCG without compensation	67
Max. lamp number on MCB B16 A - CCG with compensation	33
Total harmonic distortion	< 52 %
Power factor $\lambda$	0.90

### Photometrical data

Luminous intensity	Not relevant
Luminous flux	2200 lm
Luminous efficacy	120 lm/W
Lumen main.fact.at end of nom.life time	0.70
Light color (designation)	Cool Daylight
Color temperature	6500 K
Color rendering index Ra	95
Light color	965
Standard deviation of color matching	$\leq 6$ sdc <sub>m</sub>
Rated LLMF at 6,000 h	0.80
Flickering metric (Pst LM)	1
Stroboscope effect metric (SVM)	0,4



EPREL data spectral diagram PROF  
LEDr 6500K CRI95

**Light technical data**

Beam angle	190 °
Warm-up time (60 %)	< 0.50 s
Starting time	< 0.5 s

**Dimensions & Weight**



Overall length	1514.00 mm
Length with base excl. base pins/connection	1500.00 mm
Diameter	26.70 mm
Product weight	235.00 g

**Temperatures & operating conditions**

Ambient temperature range	-20...+45 °C <sup>1)</sup>
Maximum temperature at tc test point	80 °C

<sup>1)</sup> Temperature surrounding the lamp - for enclosed luminaires: temperature inside of the luminaire

**Lifespan**

Lifespan L70/B50 at 25 °C	30000 h
Number of switching cycles	200000

Rated lamp survival factor at 6,000 h	≥ 0.90
---------------------------------------	--------

### Additional product data

Base (standard designation)	G13
Mercury content	0.0 mg

### Capabilities

Dimmable	No
----------	----

### Certificates & Standards

Energy efficiency class	E 1)
Energy consumption	19.00 kWh/1000h
Type of protection	IP20
Standards	CE / EAC / UKCA
Photobiological safety group acc. to EN62778	RG0

1) Energy efficiency class (EEC) on a scale of A (highest efficiency) to G (lowest efficiency)

### Country-specific categorizations

Order reference	LEDTUBE T8 58 E
-----------------	-----------------

### LOGISTICAL DATA

Temperature range at storage	-20...+80 °C
------------------------------	--------------

### Energy labelling regulation data acc EU 2019/2015

Lighting technology used	LED
Non-directional or directional	NDLS
Mains or non-mains	MLS
Light source cap-type (or other electric interface)	G13
Connected light source (CLS)	No
Color-tuneable light source	No
Envelope	No
High luminance light source	No
Anti-glare shield	No
Correlated colour temperature type	SINGLE_VALUE
Claim of equivalent power	No
Length	1514.00 mm
Height	26.70 mm

Width	26.70 mm
Chromaticity coordinate x	0.3123
Chromaticity coordinate y	0.3283
R9 Colour rendering index	1
Beam angle correspondence	SPHERE_360
Survival factor	0,9
Displacement factor	0,9
LED light source replaces a fluorescent light source	No
EPREL ID	1619077
Model number	AC53628,AC53628,AC53628






## EQUIPMENT / ACCESSORIES


- Suitable for operation on magnetic control gear

## Safety advice

- Operation in outdoor applications in suitable damp-proof luminaires possible according to data sheet and installation instruction.
- The Tc Point is located underneath the product label on the front side of the lamp.
- Not suitable for emergency lighting.
- All electrical connections must be made by a qualified person.
- Disconnect mains before installation.

## DOWNLOAD DATA

	Documents and certificates	Document name
	User instruction / safety instructions	LEDTUBE T8 EM BIO
	Legal information	Informationstext 18 Abs 4 ElektroG
	Legal information	Safety Insert G11201307
	Declarations of conformity	LED TUBES T8 EM
	Declarations of conformity UKCA	LED TUBES T8 EM

Photometric and lighting design files	Document name
 Spectral power distribution	EPREL data spectral diagram PROF LEDr 6500K CRI95

## LOGISTICAL DATA

Product code	Packaging unit (Pieces/Unit)	Dimensions (length x width x height)	Gross weight	Volume
4099854178368	Sleeve 1	27 mm x 27 mm x 1,610 mm	332.00 g	1.17 dm <sup>3</sup>
4099854178375	Shipping box 8	1,655 mm x 143 mm x 100 mm	3393.00 g	23.67 dm <sup>3</sup>

The mentioned product code describes the smallest quantity unit which can be ordered. One shipping unit can contain one or more single products. When placing an order, for the quantity please enter single or multiples of a shipping unit.

## References / Links

– For current information see [www.ledvance.com/osram-led-tube](http://www.ledvance.com/osram-led-tube)

## Legal advice

– When used to replace a T8 fluorescent lamp the total energy efficiency and light distribution depends on the design of the lighting system.

## DISCLAIMER

Subject to change without notice. Errors and omission excepted. Always make sure to use the most recent release.